

NEW

WALLWASHER
REGOLO



TECHNICAL INDOOR

INDOOR

INDUSTRIAL

TECHNICAL OUTDOOR

OUTDOOR

SOLAR

WORK

SORGENTI



NEW

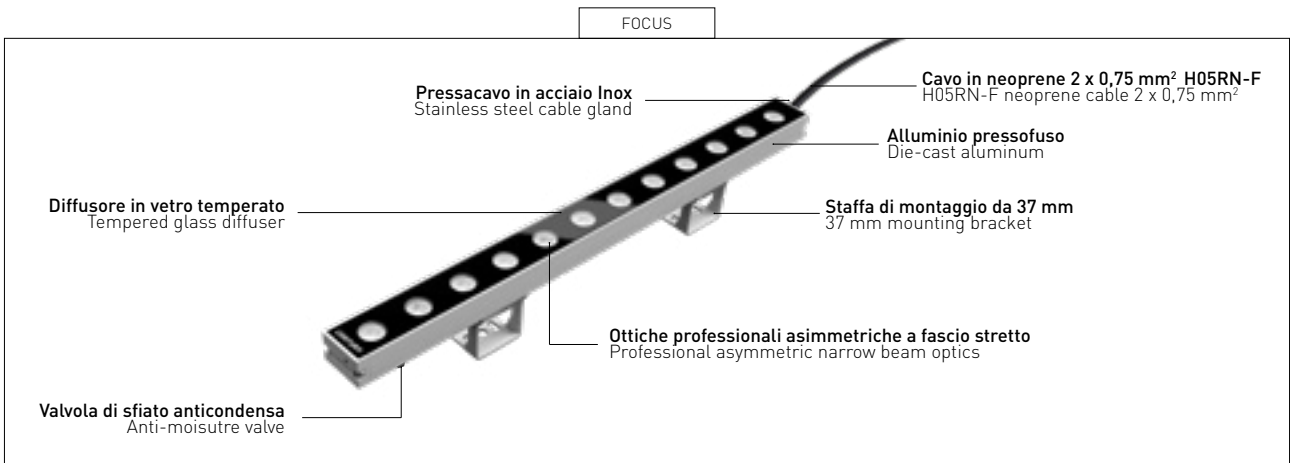
WALLWASHER

REGOLO

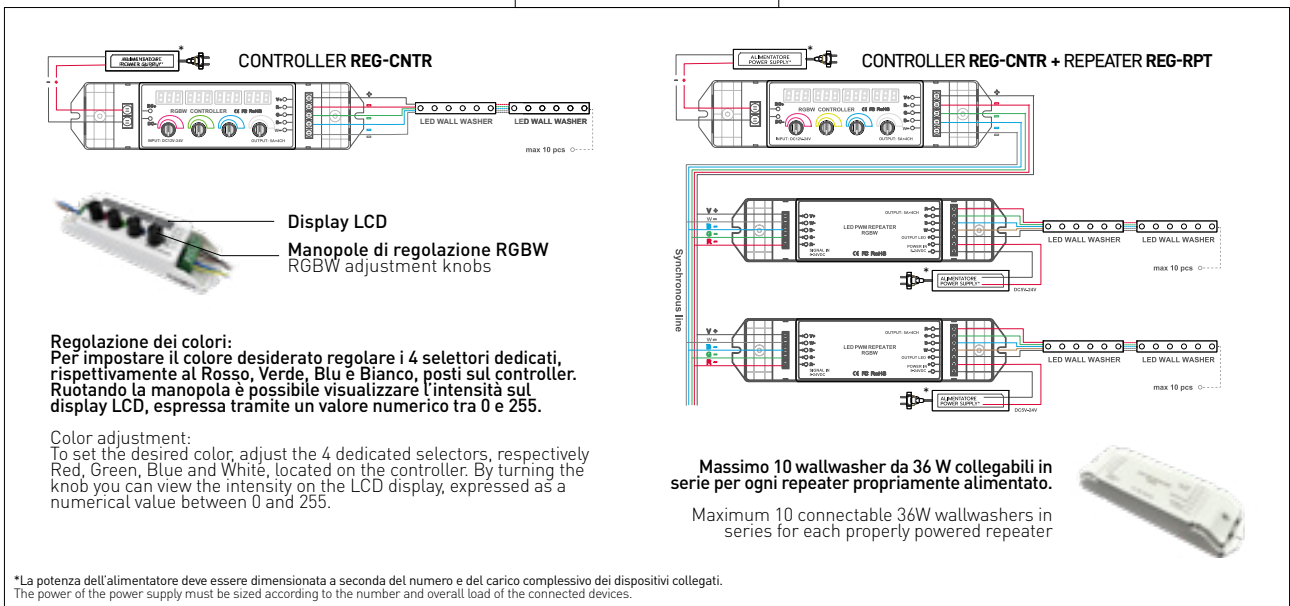
IP66 - ASYMMETRICAL - UGR<19

REGOLO rappresenta l'apice della tecnologia per l'illuminazione delle facciate. L'eleganza del vetro con la robustezza dell'alluminio, garantiscono resistenza e durata. Le ottiche asimmetriche offrono una distribuzione luminosa uniforme, ideale per valorizzare i dettagli architettonici. La versione RGB+W consente di creare scenografie luminose uniche. Con certificazioni IP66 e IK08, REGOLO assicura prestazioni eccellenti in ogni condizione climatica, rendendolo la scelta ideale per progetti di illuminazione architeturale.

REGOLO represents the pinnacle of facade lighting technology. The elegance of glass with the strength of aluminum, guarantee resistance and durability. The asymmetric optics offer uniform light distribution, ideal for enhancing architectural details. The RGB + W version allows you to create unique lighting scenes. With IP66 and IK08 certifications, REGOLO ensures excellent performance in all weather conditions, making it the ideal choice for architectural lighting projects.



RGB+W CONNECTION SCHEME



COMPLIANCE

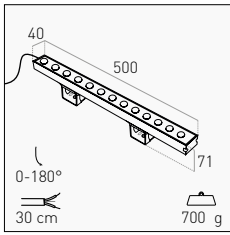
EMC DIRECTIVE 2014/30/EU | EN IEC 55015:2019/A11:2020 | EN 61547:2023
LVD DIRECTIVE 2014/35/EU | EN IEC 60598-2-1:2021
EN IEC 60598-1-2021+A11:2022 | EN 62493:2015+A1:2022
RISCHIO FOTOBIOLOGICO CLASSE 0 | EN 62471:2008
GRADO DI PROTEZIONE IMPATTI ESTERNI: IK08 | IEC 62262:2002+A1:2021
ROHS DIRECTIVE 2011/65/EU & 2015/863 | IEC 62321:2008

TECHNICAL NOTES

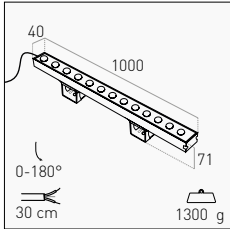
NON ADATTO AD ESSERE ALIMENTATO DALLA CONVENZIONALE RETE ELETTRICA
NOT SUITABLE TO BE POWERED BY CONVENTIONAL MAINS



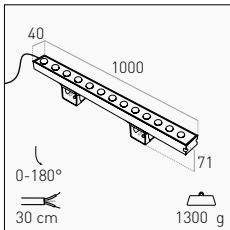
50 CM



100 CM



RGB+W



OUTPUT

18 W	10° x 20°	1.550 lm	3000 K	REG-181030 <small>NEW</small>	110,00 €
			4000 K	REG-181040 <small>NEW</small>	
	10° x 60°	1.500 lm	3000 K	REG-186030 <small>NEW</small>	
			4000 K	REG-186040 <small>NEW</small>	



OUTPUT

36 W	10° x 20°	3.100 lm	3000 K	REG-361030 <small>NEW</small>	180,00 €
			4000 K	REG-361040 <small>NEW</small>	
	10° x 60°	3.050 lm	3000 K	REG-366030 <small>NEW</small>	
			4000 K	REG-366040 <small>NEW</small>	

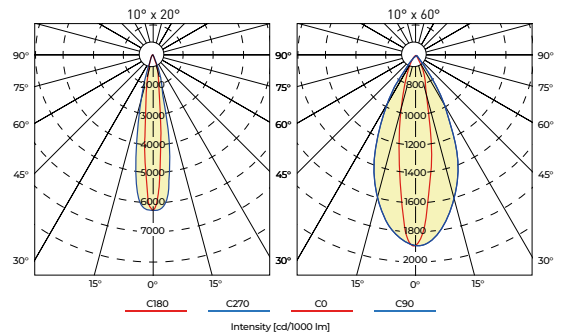


OUTPUT

36 W (Total) 11 W (White Mode)	10° x 20°	750 lm	RGB + 4000 K	REG-361010 <small>NEW</small>	240,00 €
	10° x 60°	700 lm	RGB + 4000 K	REG-366010 <small>NEW</small>	



POLAR DIAGRAM



REQUIRED PAG. 90-91

ALIMENTATORI IP20-IP67
IP20-IP67 POWER SUPPLY

INCLUDED

STAFFA DI MONTAGGIO DA 37 MM
37 MM MOUNTING BRACKET

CONNETTORE LINEARE IP68
IP68 LINEAR CONNECTOR

OPTIONAL

STAFFA DI MONTAGGIO
MOUNTING BRACKET

75 mm	REG-BRK75 <small>NEW</small>	4,50 €
156 mm	REG-BRK156 <small>NEW</small>	13,50 €

CONNETTORE LINEARE IP68
IP68 LINEAR CONNECTOR

2 PIN	REG-CND2P <small>NEW</small>	4,00 €
5 PIN (RGB+W)	REG-CND5P <small>NEW</small>	9,00 €

CONTROLLER IP20 RGB+W, NECESSARIO PER LA GESTIONE DEI COLORI
IP20 RGB+W CONTROLLER, REQUIRED FOR COLOR MANAGEMENT



IN / OUT	CARICO MASSIMO / MAX CAPACITY			
12-24 V/DC	5 A x 4 Channel = 20 A / Max 480 W	MAX 10 x 36 W	REG-CNTR <small>NEW</small>	154,00 €

REPEATER IP20 RGB+W NECESSARIO PER LA GESTIONE IN SERIE DI MAX 10 PZ
IP20 RGB+W REPEATER REQUIRED FOR SERIES MANAGEMENT OF MAX 10 PCS



IN / OUT	CARICO MASSIMO / MAX CAPACITY			
12-24 V/DC	5 A x 4 Channel = 20 A / Max 480 W	MAX 10 x 36 W	REG-RPT <small>NEW</small>	90,00 €

INSTALLATION



IDEALE PER ILLUMINARE FACCIATE DI EDIFICI STORICI, TERRAZZE O CORTILI
IDEAL FOR LIGHTING ON HISTORIC BUILDING FACADES, TERRACES OR COURTYARDS