

NEW

WALLWASHER  
**REGOLO**



TECHNICAL INDOOR

INDOOR

INDUSTRIAL

TECHNICAL OUTDOOR

OUTDOOR

SOLAR

WORK

SORGENTI



NEW

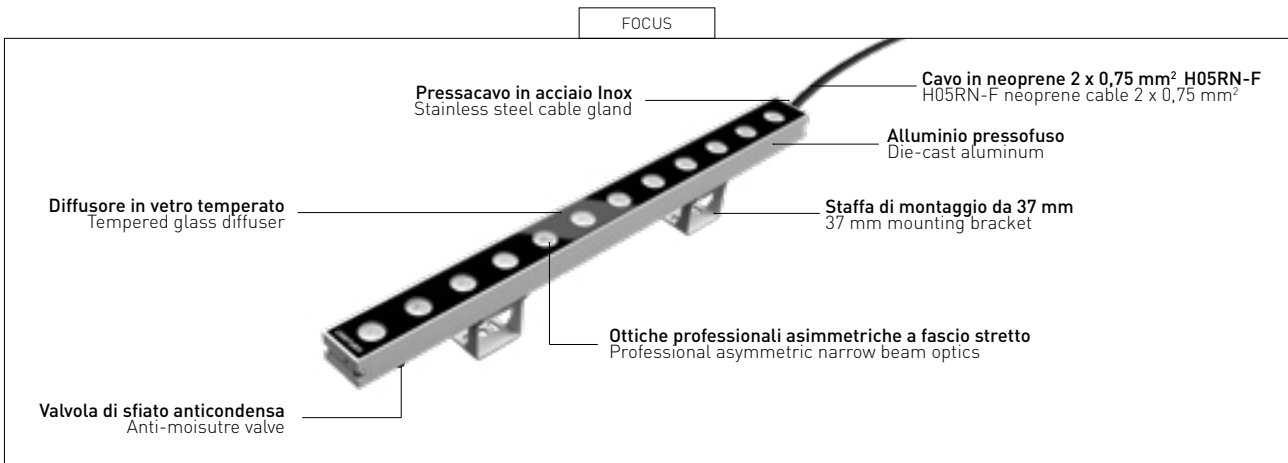
WALLWASHER

# REGOLO

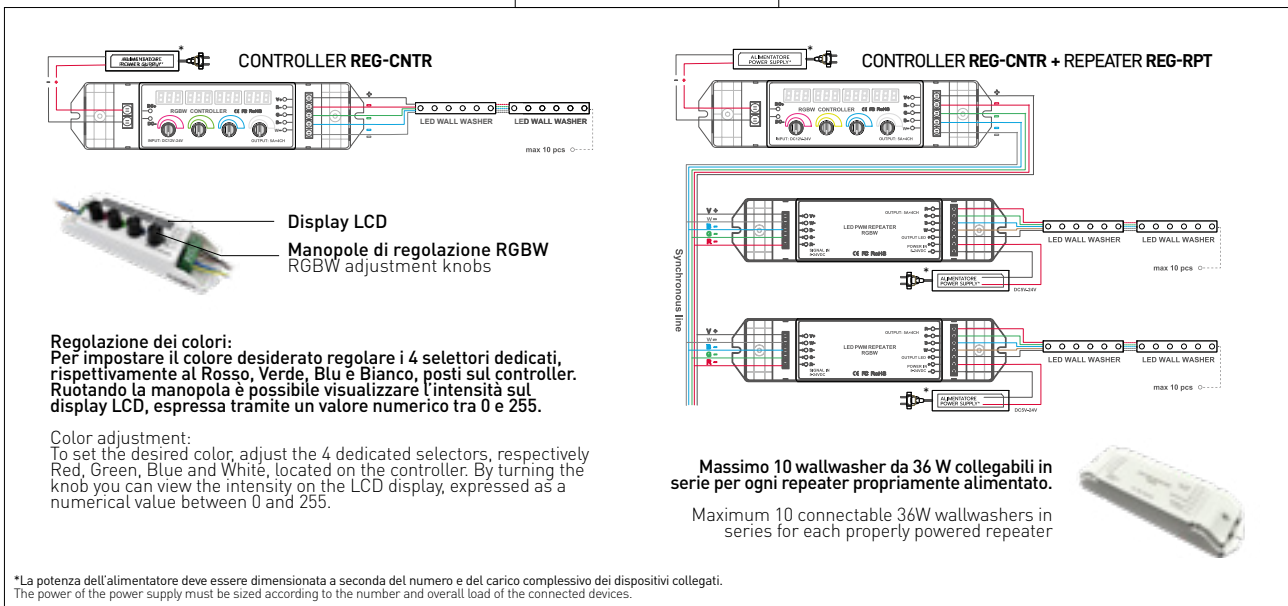
IP66 - ASYMMETRICAL - UGR<19

REGOLO rappresenta l'apice della tecnologia per l'illuminazione delle facciate. L'eleganza del vetro con la robustezza dell'alluminio, garantiscono resistenza e durata. Le ottiche asimmetriche offrono una distribuzione luminosa uniforme, ideale per valorizzare i dettagli architettonici. La versione RGB+W consente di creare scenografie luminose uniche. Con certificazioni IP66 e IK08, REGOLO assicura prestazioni eccellenti in ogni condizione climatica, rendendolo la scelta ideale per progetti di illuminazione architeturale.

REGOLO represents the pinnacle of facade lighting technology. The elegance of glass with the strength of aluminum, guarantee resistance and durability. The asymmetric optics offer uniform light distribution, ideal for enhancing architectural details. The RGB + W version allows you to create unique lighting scenes. With IP66 and IK08 certifications, REGOLO ensures excellent performance in all weather conditions, making it the ideal choice for architectural lighting projects.



## RGB+W CONNECTION SCHEME



## COMPLIANCE

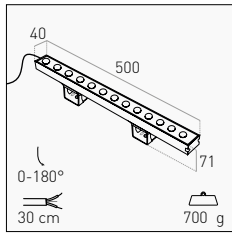
EMC DIRECTIVE 2014/30/EU | EN IEC 55015:2019/A11:2020 | EN 61547:2023  
LVD DIRECTIVE 2014/35/EU | EN IEC 60598-2-1:2021  
EN IEC 60598-1-2021+A11:2022 | EN 62493:2015+A1:2022  
RISCHIO FOTOBIOLOGICO CLASSE 0 | EN 62471:2008  
GRADO DI PROTEZIONE IMPATTI ESTERNI: IK08 | IEC 62262:2002+A1:2021  
ROHS DIRECTIVE 2011/65/EU & 2015/863 | IEC 62321:2008

## TECHNICAL NOTES

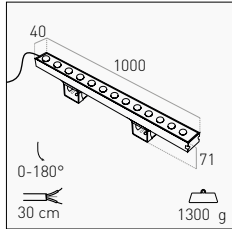
NON ADATTO AD ESSERE ALIMENTATO DALLA CONVENZIONALE RETE ELETTRICA  
NOT SUITABLE TO BE POWERED BY CONVENTIONAL MAINS



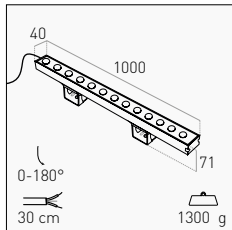
50 CM



100 CM



RGB+W



OUTPUT

18 W	10° x 20°	1.550 lm	3000 K	<b>REG-181030 NEW</b>	110,00 €
			4000 K	<b>REG-181040 NEW</b>	
	1.500 lm	3000 K	<b>REG-186030 NEW</b>		
		4000 K	<b>REG-186040 NEW</b>		

24 V
 

 30 cm - H05RN-F
 
 TEMPERED GLASS
 
 DIE-CAST ALUMINUM
 
 NO DRIVER
 
 <19
 50.000 h
 5 YEARS

OUTPUT

36 W	10° x 20°	3.100 lm	3000 K	<b>REG-361030 NEW</b>	180,00 €
			4000 K	<b>REG-361040 NEW</b>	
	3.050 lm	3000 K	<b>REG-366030 NEW</b>		
		4000 K	<b>REG-366040 NEW</b>		

24 V
 

 30 cm - H05RN-F
 
 TEMPERED GLASS
 
 DIE-CAST ALUMINUM
 
 NO DRIVER
 
 <19
 50.000 h
 5 YEARS

OUTPUT

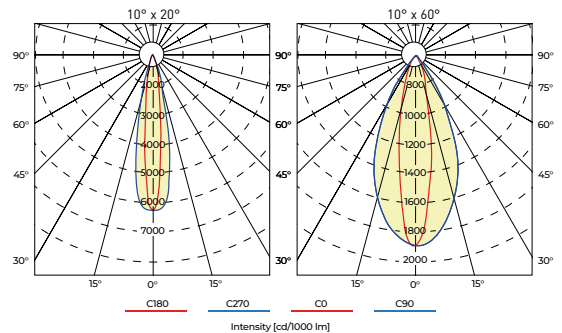
36 W (Total) 11 W (White Mode)	10° x 20°	750 lm	RGB + 4000 K	<b>REG-361010 NEW</b>	240,00 €
	10° x 60°	700 lm	RGB + 4000 K	<b>REG-366010 NEW</b>	

24 V
 

 30 cm - H05RN-F
 
 TEMPERED GLASS
 
 DIE-CAST ALUMINUM
 **RGB+W**

 NO DRIVER
 
 <19
 50.000 h
 5 YEARS

POLAR DIAGRAM



REQUIRED PAG. 90-91

ALIMENTATORI IP20-IP67  
IP20-IP67 POWER SUPPLY

INCLUDED

STAFFA DI MONTAGGIO DA 37 MM  
37 MM MOUNTING BRACKET

CONNETTORE LINEARE IP68  
IP68 LINEAR CONNECTOR

OPTIONAL

STAFFA DI MONTAGGIO  
MOUNTING BRACKET

75 mm	<b>REG-BRK75 NEW</b>	4,50 €
156 mm	<b>REG-BRK156 NEW</b>	13,50 €

CONNETTORE LINEARE IP68  
IP68 LINEAR CONNECTOR

2 PIN	<b>REG-CND2P NEW</b>	4,00 €
5 PIN (RGB+W)	<b>REG-CND5P NEW</b>	9,00 €


CONTROLLER IP20 RGB+W, NECESSARIO PER LA GESTIONE DEI COLORI  
IP20 RGB+W CONTROLLER, REQUIRED FOR COLOR MANAGEMENT

IN / OUT	CARICO MASSIMO / MAX CAPACITY			
12-24 V/DC	5 A x 4 Channel = 20 A / Max 480 W	MAX 10 x 36 W	<b>REG-CNTR NEW</b>	154,00 €

REPEATER IP20 RGB+W NECESSARIO PER LA GESTIONE IN SERIE DI MAX 10 PZ  
IP20 RGB+W REPEATER REQUIRED FOR SERIES MANAGEMENT OF MAX 10 PZ

IN / OUT	CARICO MASSIMO / MAX CAPACITY			
12-24 V/DC	5 A x 4 Channel = 20 A / Max 480 W	MAX 10 x 36 W	<b>REG-RPT NEW</b>	90,00 €

INSTALLATION



IDEALE PER ILLUMINARE FACCIATE DI EDIFICI STORICI, TERRAZZE O CORTILI  
IDEAL FOR LIGHTING ON HISTORIC BUILDING FACADES, TERRACES OR COURTYARDS