

NEW

SISTEMA LINEARE MODULARE

PRISMA



TECHNICAL INDOOR

INDOOR

INDUSTRIAL

TECHNICAL OUTDOOR

OUTDOOR

SOLAR

WORK

SORGENTI



NEW

SISTEMA LINEARE MODULARE

PRISMA

DIMMABLE - TRICOLOR - CRI 90

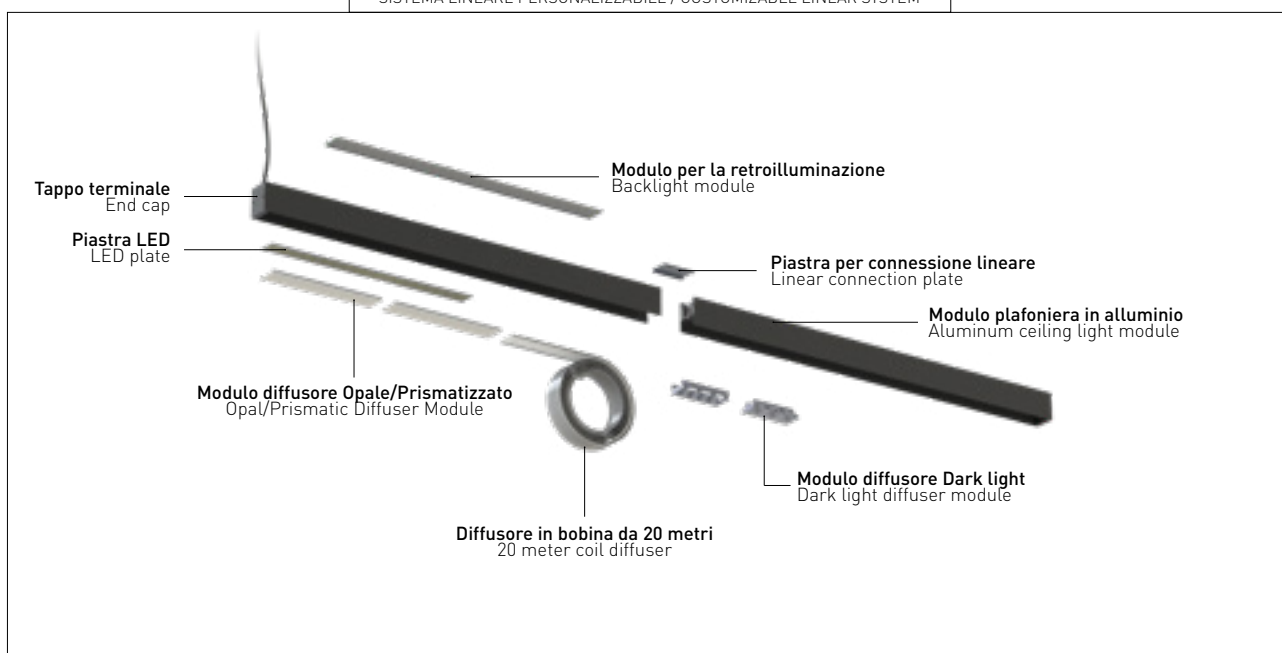
PRISMA è il sistema lineare modulare di illuminazione d'avanguardia, progettato per offrire massima versatilità e personalizzazione grazie ai moduli di diversa tipologia, lunghezza e potenza, con colore luce selezionabile, disponibili anche in versione DALI2. I diffusori opale, prismatico e dark light sono intercambiabili, e per le installazioni più estese sono disponibili nella versione opale e prismatico in bobine da 20 metri.

Grazie ai connettori a L, T o X, si possono creare composizioni diverse, inoltre, integrando il modulo retroilluminato, è possibile ottenere una luce diffusa a biemissione. Il sistema infine comprende moduli Spotlight con 1, 2 o 3 faretti e accessori per installazioni a sospensione, a parete/superficie o ad incasso.

PRISMA is the cutting-edge modular linear lighting system, designed to offer maximum versatility and customization thanks to modules of different types, lengths and power, with selectable light color, also available in the DALI2 version. The opal, prismatic and dark light diffusers are interchangeable, and for larger installations they are available in the opal and prismatic version in 20-meter reels.

Thanks to the L, T or X connectors, different compositions can be created, furthermore, by integrating the backlit module, it is possible to obtain a diffused double-emission light. Finally, the system includes Spotlight modules with 1, 2 or 3 lights and accessories for suspended, wall/surface or recessed installations.

SISTEMA LINEARE PERSONALIZZABILE / CUSTOMIZABLE LINEAR SYSTEM



TECHNICAL NOTES


COMPLIANCE

EMC DIRECTIVE 2014/30/EU | EN IEC 55015:2019/A11:2020 | EN IEC 61000-3-2:2019+A1:2021
EN 61000-3-3:2013+A1:2019+A2:2021 | EN 61547:2009

LVD DIRECTIVE 2014/35/EU | IEC 60598-2-1:2021 | IEC 60598-1:2021 | IEC TR 62778: 2014 | IEC 62031:2020 | IEC 62493:2015

ROHS DIRECTIVE 2011/65/CE | IEC 62321-1:2013 | IEC 62321-2:2021 | IEC 62321-3-1:2013 | IEC 62321-5:2013
IEC 62321-4:2013+AMD1:2017 CSV | IEC 62321-7-2:2017 | IEC 62321-8:2017

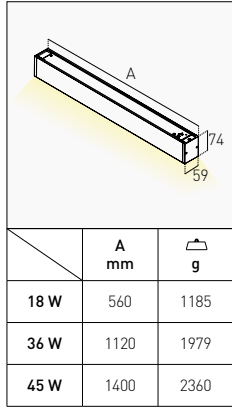
APPLIANCE COUPLERS FOR HOUSEHOLD AND SIMILAR GENERAL PURPOSES | IEC 60320-1:2001+A:2007



REGOLAZIONE DEL COLORE LUCE TRAMITE SELETTORE
LIGHT COLOR ADJUSTMENT BY SELECTOR



MODULO PLAFONIERA CEILING LIGHT MODULE



SOURCE

18 W	2.520 lm	White □ - 3000 K - 4000 K - 5000 K	PRIS-1860BI <small>NEW</small>	115,00 €
		Black ■ - 3000 K - 4000 K - 5000 K	PRIS-1860NE <small>NEW</small>	
36 W	5.040 lm	White □ - 3000 K - 4000 K - 5000 K	PRIS-36120BI <small>NEW</small>	169,00 €
		Black ■ - 3000 K - 4000 K - 5000 K	PRIS-36120NE <small>NEW</small>	
45 W	6.300 lm	White □ - 3000 K - 4000 K - 5000 K	PRIS-45150BI <small>NEW</small>	199,00 €
		Black ■ - 3000 K - 4000 K - 5000 K	PRIS-45150NE <small>NEW</small>	
		White □ DALI-2 3000 K - 4000 K - 5000 K	PRISD-45150BI <small>NEW</small>	275,00 €
Black ■ DALI-2 3000 K - 4000 K - 5000 K	PRISD-45150NE <small>NEW</small>			



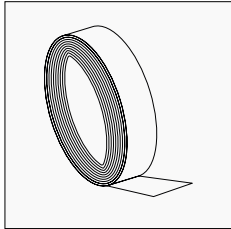
REQUIRED

DA COMPLETARE CON DIFFUSORE TO COMPLETE WITH DIFFUSER

Opal □			Prismatic ▨			Dark Light ▨▨▨▨▨		
△ 105°			△ 90°			△ 75°		
56 cm	112 cm	140 cm	56 cm	112 cm	140 cm	56 cm	112 cm	140 cm
PRIS-600P <small>NEW</small>	PRIS-1200P <small>NEW</small>	PRIS-1500P <small>NEW</small>	PRIS-60PR <small>NEW</small>	PRIS-120PR <small>NEW</small>	PRIS-150PR <small>NEW</small>	PRIS-60DK <small>NEW</small>	PRIS-120DK <small>NEW</small>	PRIS-150DK <small>NEW</small>
4,00 €	8,00 €	10,00 €	6,00 €	12,00 €	15,00 €	13,00 €	26,00 €	32,00 €



DIFFUSORE IN BOBINA COIL DIFFUSER



20 mt	△ 105°	Opal □	PRIS-CROLOP <small>NEW</small>	139,00 €
	△ 90°	Prismatic ▨	PRIS-CROLPR <small>NEW</small>	199,00 €



TECHNICAL NOTES



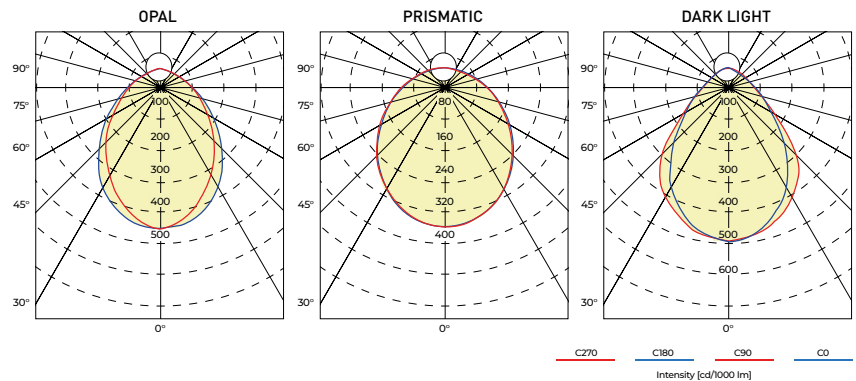
DIFFUSORE IN BOBINA DA 20 METRI PER LE INSTALLAZIONI LINEARI PIÙ ESTESE
20 METERS COIL DIFFUSER FOR MOST EXTENSIVE LINEAR INSTALLATIONS

CONICAL DIAGRAM


140 cm - Illuminance (lx)

	Opal	Prismatic	Dark
0,5 m	550	1288	1442
1 m	137	322	360
1,5 m	61	143	160
2 m	34	80	90
2,5 m	22	52	58
3 m	15	36	40

POLAR DIAGRAM






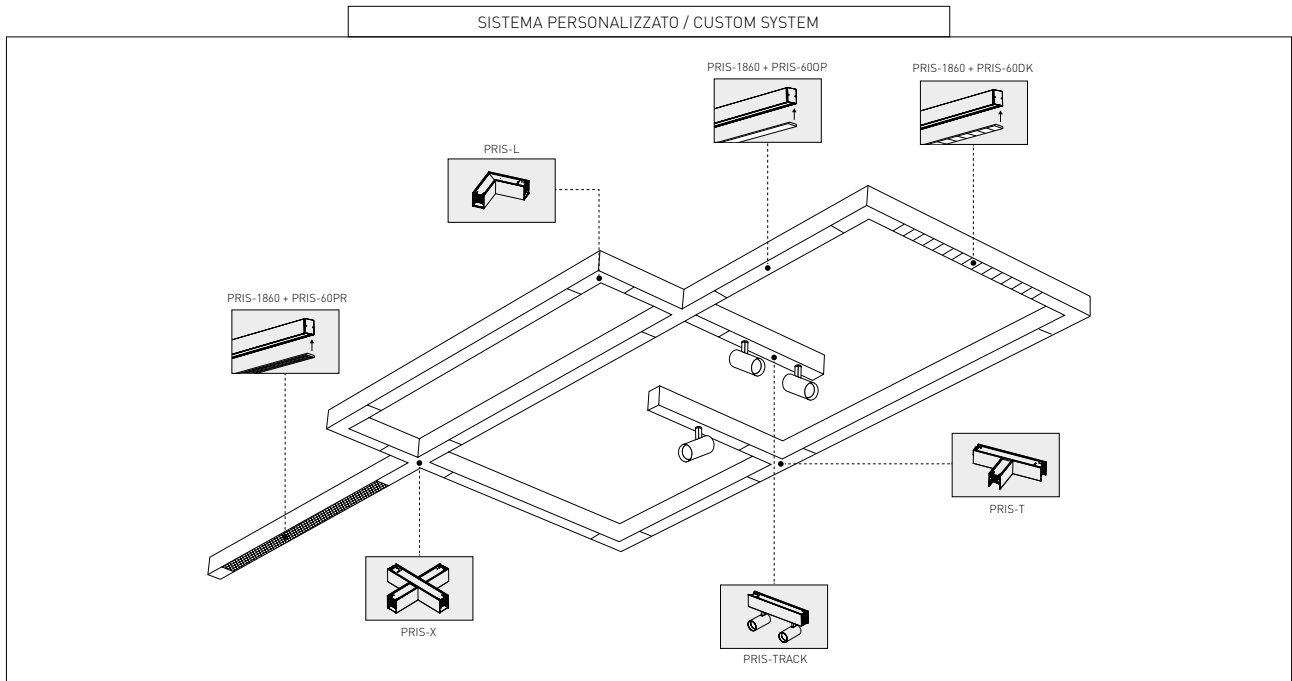
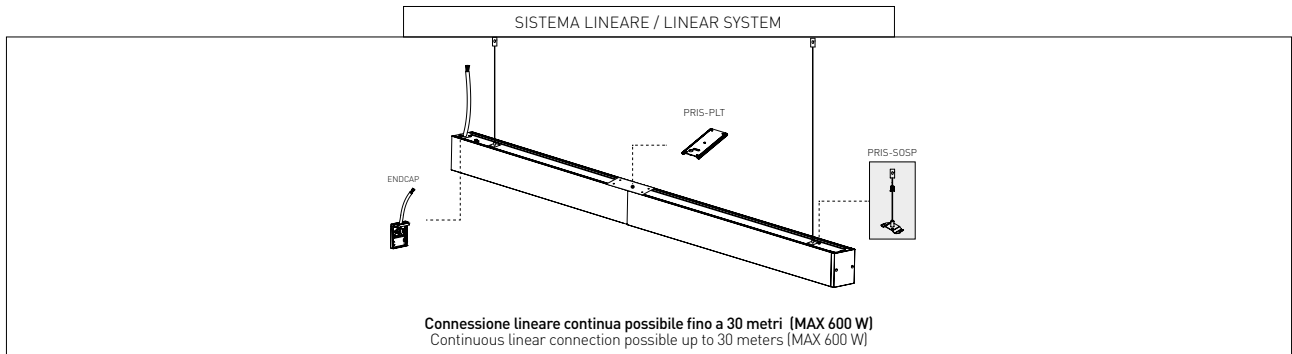


NEW

SISTEMA LINEARE MODULARE

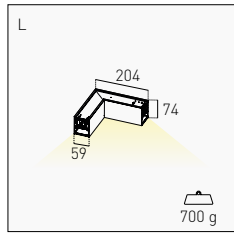
PRISMA

DIMMABLE - TRICOLOR - CRI 90

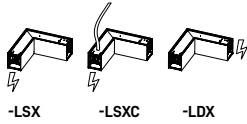


Sistema brevettato di aggancio semplice e rapido per la connessione da 1 fino a 4 moduli plafoniera tramite moduli connettori opzionali.
Patented simple and quick attachment system for connecting 1 to 4 ceiling light modules with connector optional modules.

MODULO CONNETTORE L L CONNECTOR MODULE



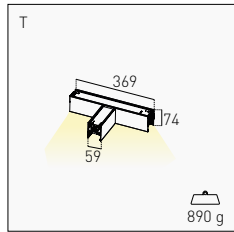
POWER SIDE



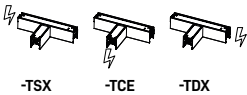
SOURCE		POWER	DIMMABLE							
10 W	1.400 lm	Sinistra Left	White <input type="checkbox"/>	-	3000 - 4000 - 5000 K	PRIS-LSXBI <small>NEW</small>	99,00 €			
			Black <input checked="" type="checkbox"/>	-	3000 - 4000 - 5000 K	PRIS-LSXNE <small>NEW</small>				
			White <input type="checkbox"/>	DALI-2	3000 - 4000 - 5000 K	PRISD-LSXBI <small>NEW</small>		154,50 €		
			Black <input checked="" type="checkbox"/>	DALI-2	3000 - 4000 - 5000 K	PRISD-LSXNE <small>NEW</small>				
			Sinistra cablato / Left with cable	White <input type="checkbox"/>	-	3000 - 4000 - 5000 K			PRIS-LSXCBI <small>NEW</small>	99,00 €
				Black <input checked="" type="checkbox"/>	-	3000 - 4000 - 5000 K			PRIS-LSXCNE <small>NEW</small>	
		Destra Right	White <input type="checkbox"/>	-	3000 - 4000 - 5000 K	PRIS-LDXBI <small>NEW</small>	99,00 €			
			Black <input checked="" type="checkbox"/>	-	3000 - 4000 - 5000 K	PRIS-LDXNE <small>NEW</small>				
			White <input type="checkbox"/>	DALI-2	3000 - 4000 - 5000 K	PRISD-LDXBI <small>NEW</small>		154,50 €		
			Black <input checked="" type="checkbox"/>	DALI-2	3000 - 4000 - 5000 K	PRISD-LDXNE <small>NEW</small>				

220-240 V IP20 IK06 CCT 90 50.000 h 5 YEARS

MODULO CONNETTORE T T CONNECTOR MODULE



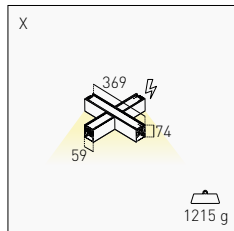
POWER SIDE



SOURCE		POWER	DIMMABLE					
14 W	1.960 lm	Sinistra Left	White <input type="checkbox"/>	-	3000 - 4000 - 5000 K	PRIS-TSXBI <small>NEW</small>	135,00 €	
			Black <input checked="" type="checkbox"/>	-	3000 - 4000 - 5000 K	PRIS-TSXNE <small>NEW</small>		
		Centro Center	White <input type="checkbox"/>	-	3000 - 4000 - 5000 K	PRIS-TCEBI <small>NEW</small>		135,00 €
			Black <input checked="" type="checkbox"/>	-	3000 - 4000 - 5000 K	PRIS-TCENE <small>NEW</small>		
		Destra Right	White <input type="checkbox"/>	-	3000 - 4000 - 5000 K	PRIS-TDXBI <small>NEW</small>		135,00 €
			Black <input checked="" type="checkbox"/>	-	3000 - 4000 - 5000 K	PRIS-TDXNE <small>NEW</small>		

220-240 V IP20 IK06 CCT 90 50.000 h 5 YEARS

MODULO CONNETTORE X X CONNECTOR MODULE



SOURCE		POWER	DIMMABLE			
18 W	2.520 lm	White <input type="checkbox"/>	-	3000 - 4000 - 5000 K	PRIS-XBI <small>NEW</small>	169,00 €
		Black <input checked="" type="checkbox"/>	-	3000 - 4000 - 5000 K	PRIS-XNE <small>NEW</small>	

220-240 V IP20 IK06 CCT 90 50.000 h 5 YEARS

REQUIRED

DA COMPLETARE CON DIFFUSORE TO COMPLETE WITH DIFFUSER

Opal			Prismatic			Dark Light		
105°			90°			75°		
L	T	X	L	T	X	L	T	X
PRIS-LCOP <small>NEW</small>	PRIS-TCOP <small>NEW</small>	PRIS-XCOP <small>NEW</small>	PRIS-LCPR <small>NEW</small>	PRIS-TCPR <small>NEW</small>	PRIS-XCPR <small>NEW</small>	PRIS-LCDK <small>NEW</small>	PRIS-TCDK <small>NEW</small>	PRIS-XCDK <small>NEW</small>
7,00 €	8,00 €	9,00 €	7,00 €	8,00 €	9,00 €	15,00 €	18,00 €	21,00 €

5 YEARS



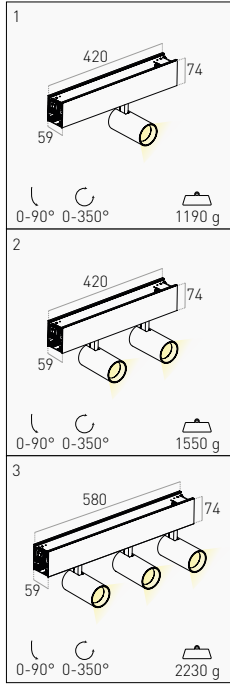
NEW

SISTEMA LINEARE MODULARE

PRISMA



MODULO SPOTLIGHT
SPOTLIGHT MODULE



		SOURCE		OUTPUT					
1 Spot	15 W	1.500 lm	1.200 lm	White □	3000 K - 4000 K - 5000 K	PRIS-TRACK1BI <small>NEW</small>	165,00 €	5	CAM
				Black ■	3000 K - 4000 K - 5000 K	PRIS-TRACK1NE <small>NEW</small>			
2 Spot	30 W	3.000 lm	2.400 lm	White □	3000 K - 4000 K - 5000 K	PRIS-TRACK2BI <small>NEW</small>	220,00 €	5	CAM
				Black ■	3000 K - 4000 K - 5000 K	PRIS-TRACK2NE <small>NEW</small>			
3 Spot	45 W	4.500 lm	3.600 lm	White □	3000 K - 4000 K - 5000 K	PRIS-TRACK3BI <small>NEW</small>	315,00 €	5	CAM
				Black ■	3000 K - 4000 K - 5000 K	PRIS-TRACK3NE <small>NEW</small>			

220-240 V IP20 IK06 36°

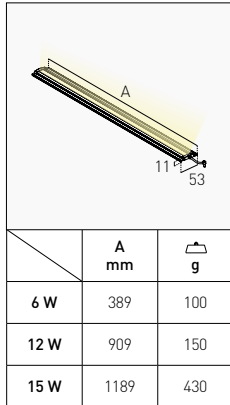
EASY TO INSTALL ALUMINUM CCT 90 50.000 h 5 YEARS CAM

TECHNICAL NOTES



INCLINABILE 90° E RUOTABILE SU ASSE 350°
TILTABLE 90° AND ROTATABLE ON AXIS 350°

MODULO PER LA RETROILLUMINAZIONE
BACKLIGHT MODULE



		OUTPUT					
Plug 3,5 mm	6 W	660 lm	Black ■	3000 K - 4000 K - 5000 K	PRIS-BACK60 <small>NEW</small>	20,00 €	
	12 W	1.320 lm	Black ■	3000 K - 4000 K - 5000 K	PRIS-BACK120 <small>NEW</small>	36,00 €	
	15 W	1.650 lm	Black ■	3000 K - 4000 K - 5000 K	PRIS-BACK150 <small>NEW</small>	44,00 €	

36 V IP20 IK06 100°

DIMMABLE DALI-2* EASY TO INSTALL ALUMINUM CCT 90 50.000 h 5 YEARS CAM

TECHNICAL NOTES

*DIMMERABILE ESCLUSIVAMENTE CON IL MODULO PLAFONIERA DALI-2
DIMMABLE EXCLUSIVELY WITH DALI-2 CEILING LIGHT MODULE

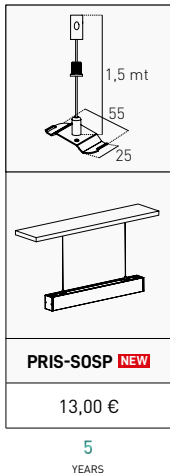
IL MODULO PER LA RETROILLUMINAZIONE MASSIMIZZA IL COMFORT VISIVO ATTRAVERSO UNA LUCE DIFFUSA E BILANCIATA, RIDUCENDO LA LUMINOSITÀ DIRETTA DI CIRCA IL 20% A FAVORE DI QUELLA INDIRECTA.
THE BACKLIGHT MODULE MAXIMIZES VISUAL COMFORT THROUGH DIFFUSED AND BALANCED LIGHT, REDUCING DIRECT BRIGHTNESS BY APPROXIMATELY 20% IN FAVOR OF INDIRECT BRIGHTNESS.

OPTIONAL

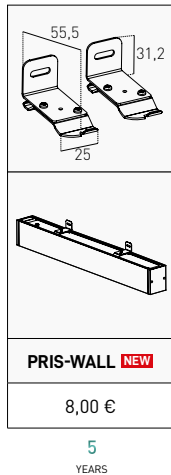
PIASTRA DI GIUNZIONE LINEARE
LINEAR JOINT PLATE



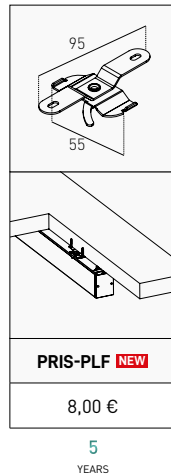
KIT SOSPENSIONE
SUSPENSION KIT



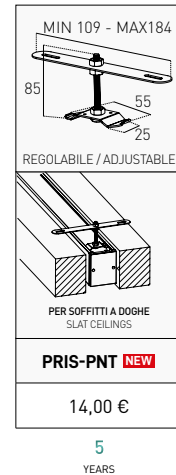
KIT PARETE
WALL KIT



KIT PLAFONE
CEILING KIT



KIT STAFFA DA INCASSO
RECESSED BRACKET KIT



TAPPO TERMINALE AC
AC END CAP

