



PLAFONIERA STAGNA  
**LUMENTOP**



TECHNICAL INDOOR

INDOOR

INDUSTRIAL

TECHNICAL OUTDOOR

OUTDOOR

SOLAR

WORK

SORGENTI



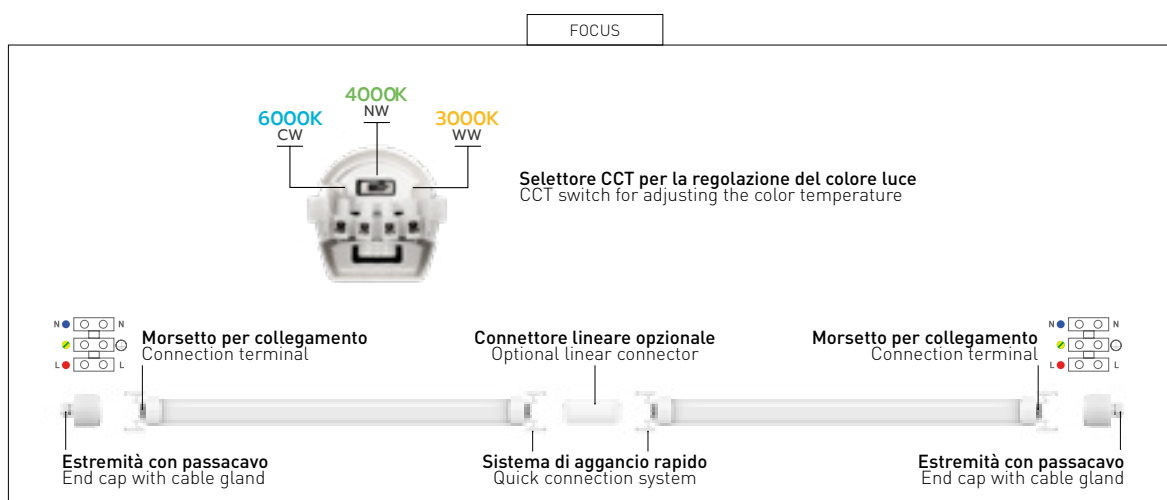
PLAFONIERA STAGNA

# LUMENTOP


IP65 - TRICOLOR - DIMMABLE - EMERGENCY

Plafoniera stagna IP65 versatile, funzionale e dal design compatto, dotata di un selettore di colore della luce che permette di adattarla alle diverse esigenze. Disponibile nelle versioni standard, dimmerabile DALI ed emergenza, offre soluzioni luminose personalizzabili per ogni ambiente.

Versatile, functional and compact IP65 waterproof ceiling light, equipped with a color temperature selector which allows to adapt it to different needs. Available in standard, dimmable, and emergency versions, it offers customizable lighting solutions for every environment.




OPTIONAL



CONNETTORE LINEARE PASSIVO NON ELETTTRIFICATO PER COLLEGAMENTO IN SERIE  
NON-ELECTRIFIED PASSIVE LINEAR CONNECTOR FOR SERIES CONNECTION

<b>LOPCON</b>	5,25 €
---------------	--------

TECHNICAL NOTES



**REGOLAZIONE DEL COLORE LUCE TRAMITE SELETTORE**  
LIGHT COLOR ADJUSTMENT BY SELECTOR

COMPLIANCE

EMC DIRECTIVE 2014/30/EU | EN IEC 55015:2019+A11:2020 | EN IEC 61547:2009 | EN IEC 61000-3-2:2019+ A1:2021 EN 61000-3-3:2013+A1:2019+A2:2021  
LVD DIRECTIVE 2014/35/EU | EN 62560:2012/A11:2019 | EN 62471:2008 | EN 62493:2015  
ROHS DIRECTIVE 2011/65/CE | IEC 62321-3-1:2013 | IEC 62321-4:2013+A1:2017 | IEC 62321-5:2013  
IEC 62321-6:2015 IEC 62321-7-1:2015 | EN ISO 17075-1:2017 | IEC 62 321-8:2017

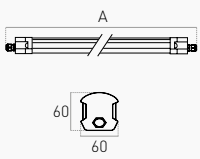
SERIES INSTALLATION



PORTATA MASSIMA PER COLLEGAMENTO IN SERIE  
MAXIMUM CAPACITY FOR SERIES CONNECTION

18 W	MAX 26 pz
36 W	MAX 18 pz
56 W	MAX 13 pz

**LUMENTOP STANDARD**



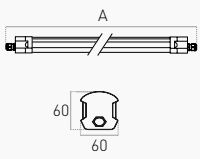
	A mm	g
18 W	630	578
36 W	1230	850
56 W	1530	1000

OUTPUT				
18 W	2.340 lm	3000 K - 4000 K - 6000 K	<b>LOP-186000</b>	44,00 €
36 W	4.680 lm	3000 K - 4000 K - 6000 K	<b>LOP-361200</b>	68,00 €
56 W	7.280 lm	3000 K - 4000 K - 6000 K	<b>LOP-561500</b>	88,00 €



 220-240 V
 
 IP65
 
 IK08
 
 120°
 
 CONNECTABLE
 
 3-in-1
 
 EASY TO INSTALL
 
 CCT
 50.000 h
 
 5 YEARS
 
 CAM

**LUMENTOP DALI-2**



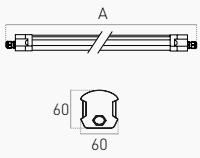
	A mm	g
18 W	630	640
36 W	1230	1000
56 W	1530	1150

OUTPUT		PROTOCOL			
18 W	2.340 lm	DALI-2	3000 K - 4000 K - 6000 K	<b>LOPD-186000</b>	100,00 €
36 W	4.680 lm	DALI-2	3000 K - 4000 K - 6000 K	<b>LOPD-361200</b>	120,00 €
56 W	7.280 lm	DALI-2	3000 K - 4000 K - 6000 K	<b>LOPD-561500</b>	135,00 €



 220-240 V
 
 IP65
 
 IK08
 
 120°
 
 CONNECTABLE
 
 DIMMABLE DALI-2
 
 3-in-1
 
 EASY TO INSTALL
 
 CCT
 50.000 h
 
 5 YEARS
 
 CAM

**LUMENTOP EMERGENCY**



	A mm	g
36 W	1230	1100
56 W	1530	1250

OUTPUT		3H EMERGENCY		BATTERY			
36 W	4.680 lm	3 W	300 lm	LiFePO4 6,4 V 1.500 mAh	3000 K - 4000 K - 6000 K	<b>LOPE-361200</b>	130,00 €
56 W	7.280 lm	5 W	700 lm	LiFePO4 6,4 V 3.000 mAh	3000 K - 4000 K - 6000 K	<b>LOPE-561500</b>	145,00 €



 220-240 V
 
 IP65
 
 IK08
 
 120°
 
 3 h
 
 24 h
 
 EMERGENCY RECHARGE
 
 CONNECTABLE
 
 3-in-1
 
 EASY TO INSTALL
 
 CCT
 50.000 h
 
 5 YEARS
 
 CAM

TECHNICAL NOTES

**EMERGENZA TIPO SA (PERMANENTE).**  
**LA PLAFONIERA RIMANE ACCESA E CONTINUA AD ILLUMINARE ANCHE IN CASO DI MANCANZA RETE**  
**ALWAYS ON EMERGENCY TYPE (PERMANENT).**  
**CEILING LIGHT STAYS ON AND CONTINUES TO LIGHT UP EVEN DURING MAINS FAILURE.**


OPTIONAL PAG. 46



**KIT INSTALLAZIONE A SOSPENSIONE**  
SUSPENSION INSTALLATION KIT

<b>KIT-PQ40</b>	10,00 €
-----------------	---------

INCLUDED



**KIT INSTALLAZIONE A SOFFITTO O A PARETE**  
CEILING OR WALL INSTALLATION KIT

TECHNICAL INDOOR  
INDOOR  
INDUSTRIAL  
TECHNICAL OUTDOOR  
OUTDOOR  
SOLAR  
WORK  
SORGENTI