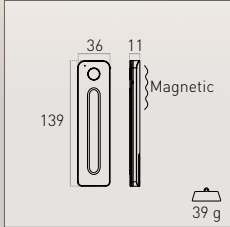


# ACCESSORIES CONTROLLER

## TOUCH REMOTE RF




OUTPUT	BATTERY		
RF (2.4 GHz)	1x CR2032	<b>CTLRF</b>	41,00 €

IP20      30 m MAX DISTANCE      0-100% TOUCH SLIDE      5 YEARS

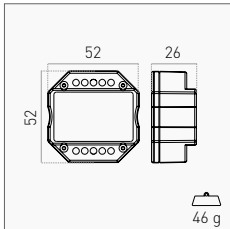
TECHNICAL NOTES

TELECOMANDO RF TOUCH SLIDE CON SUPPORTO A PARETE MAGNETICO  
RF TOUCH SLIDE REMOTE CONTROL WITH MAGNETIC WALL SUPPORT



LINEARI

## DIMMER SINGLE COLOR



OUTPUT	PROTOCOL		
POWER 192 W / 24 V	0-100% + PUSH	<b>DIM-PWM</b>	43,00 €

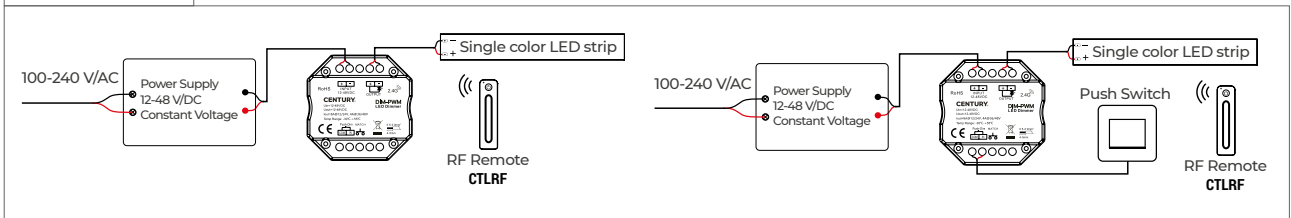
IP20      12-48 V INPUT / OUTPUT V.      0% - 100% + PUSH-DIM      4096 STEP 0-100%      5 YEARS

TECHNICAL NOTES

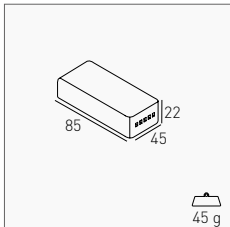
MONTAGGIO TIPICO A PARETE CON SCATOLA DI GIUNZIONE  
TYPICAL WALL MOUNT WITH JUNCTION BOX



## WIRING DIAGRAMS



## CONTROLLER RGB+W WI-FI

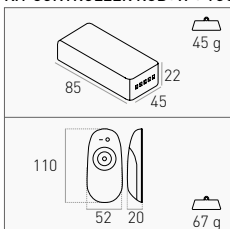


CARICO MASSIMO / MAXIMUM LOAD		
5 A x 4 Channel = 20 A / Max 120 W	<b>CTLSMA-ACRGBW</b>	32,50 €

IP20      12-24 V INPUT / OUTPUT      2,4 GHz WI-FI      RGB+W     



## KIT CONTROLLER RGB+W + TOUCH REMOTE



CARICO MASSIMO / MAXIMUM LOAD		
6 A x 4 Channel = 24 A / Max 120 W	<b>KIT-ACRGBW</b>	43,00 €

IP20      12-24 V INPUT / OUTPUT      2,4 GHz REMOTE RF      30 m MAX DISTANCE      20 PROGRAMS      RGB+W

